

Aurora Fire District

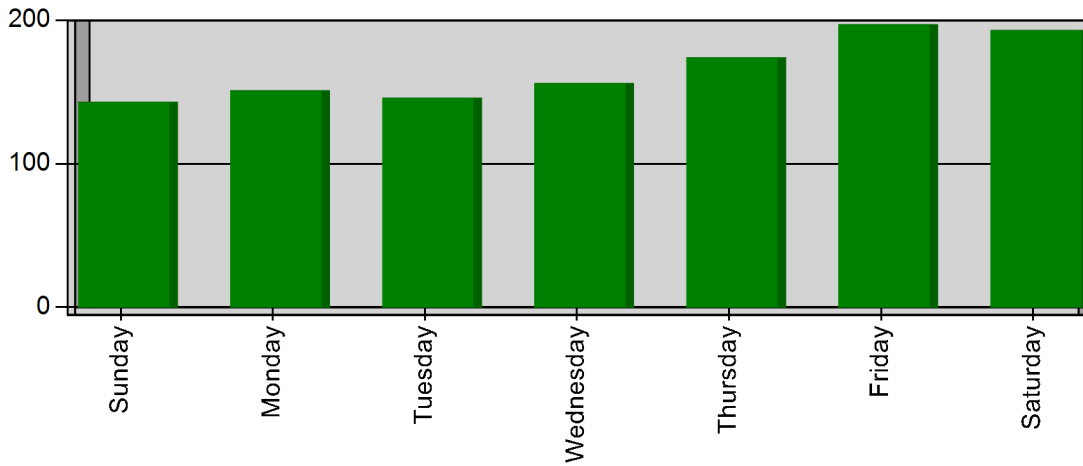
Aurora, OR

This report was generated on 1/5/2023 10:51:39 AM



Incidents by Day of the Week for Date Range

Start Date: 01/01/2022 | End Date: 12/31/2022



DAY OF THE WEEK	# INCIDENTS
Sunday	143
Monday	151
Tuesday	146
Wednesday	156
Thursday	174
Friday	197
Saturday	193
TOTAL	1160

Only REVIEWED incidents included



Aurora Fire District

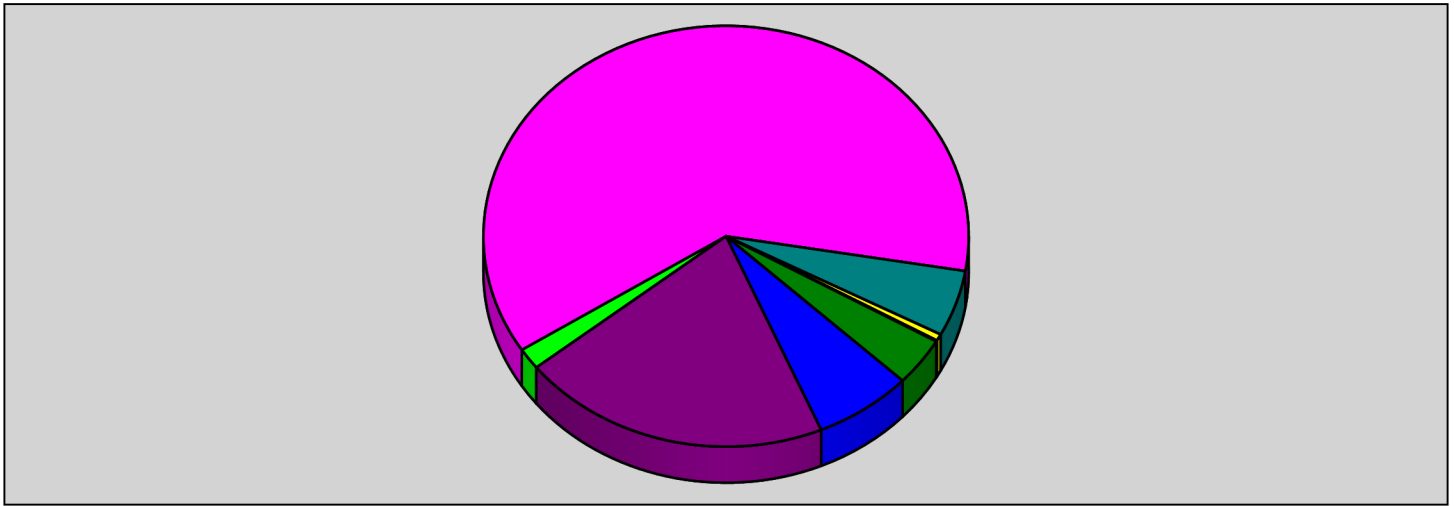
Aurora, OR

This report was generated on 1/5/2023 10:52:27 AM



Major Incident Types by Month for Date Range

Start Date: 01/01/2022 | End Date: 12/31/2022



■ False Alarm & False Call	■ Hazardous Condition (No Fire)	■ Service Call
■ Fire	■ Rescue & Emergency Medical Service Incident	■ Special Incident Type
■ Good Intent Call	■ Overpressure Rupture, Explosion, Overheat(no fire)	

INCIDENT TYPE	JAN	FEB	MAR	APR	MAY	JUN	JUL	AUG
False Alarm & False Call	6	2	4	5	4	4	2	3
Fire	4	7	5	2	3	6	9	14
Good Intent Call	23	19	22	16	17	17	22	15
Hazardous Condition (No Fire)	3	3			1	2	1	2
Overpressure Rupture, Explosion, Overheat(no fire)				1				
Rescue & Emergency Medical Service Incident	67	52	59	56	56	63	77	67
Service Call	7	5	4	5	2	3	5	6
Special Incident Type		2		1				1
Total	110	90	94	86	83	95	116	108

Only REVIEWED incidents included



emergencyreporting.com

Doc Id: 495

Page # 1 of 2

INCIDENT TYPE	SEP	OCT	NOV	DEC	TOTAL
False Alarm & False Call	3	6	3	1	43
Fire	15	5	3	3	76
Good Intent Call	19	33	21	16	240
Hazardous Condition (No Fire)	2	2	1	2	19
Overpressure Rupture, Explosion, Overheat(no fire)					1
Rescue & Emergency Medical Service Incident	58	64	60	37	716
Service Call	7	10	2	3	59
Special Incident Type	1	1			6
Total	105	121	90	62	1160

Only REVIEWED incidents included



Aurora Fire District

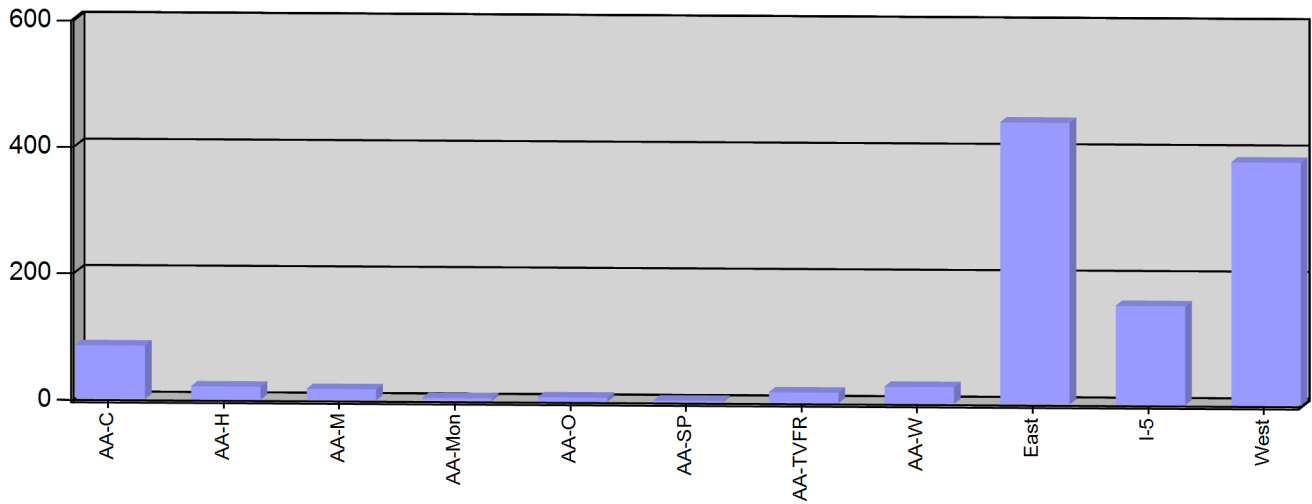
Aurora, OR

This report was generated on 1/5/2023 10:53:10 AM



Incident Count per Zone for Date Range

Start Date: 01/01/2022 | End Date: 12/31/2022



ZONE	# INCIDENTS
AA-C - Assist Agency-Canby	84
AA-H - Assist Agency-Hubbard	20
AA-M - Assist Agency-Molalla	17
AA-Mon - Assist Agency-Monitor	4
AA-O - Assist Agency-OTHER	6
AA-SP - Assist Agency-St. Paul	2
AA-TVFR - Assist Agency-TVFR	16
AA-W - Assist Agency-Woodburn	26
East - East of I-5	445
I-5 - On Interstate 5	156
West - West of I-5	384

TOTAL: 1160

Zone information is defined on the Basic Info 3 screen of an incident. Only REVIEWED incidents included. Archived Zones cannot be unarchived.



emergencyreporting.com

Doc Id: 270

Page # 1 of 1

Aurora Fire District

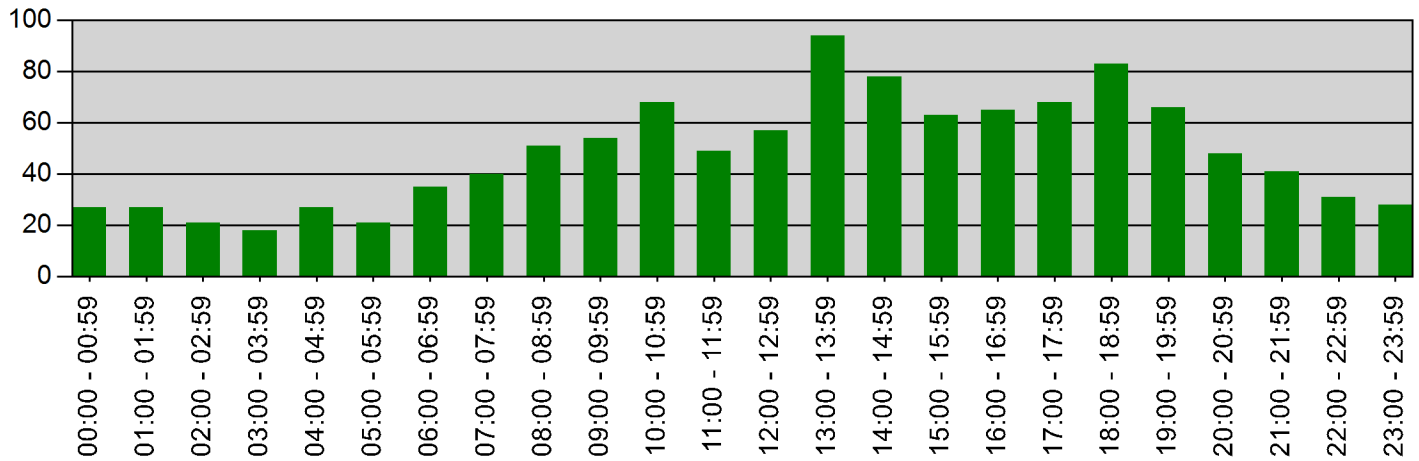
Aurora, OR

This report was generated on 1/5/2023 10:54:05 AM



Incidents by Hour for Date Range

Start Date: 01/01/2022 | End Date: 12/31/2022



HOUR	# of CALLS
00:00 - 00:59	27
01:00 - 01:59	27
02:00 - 02:59	21
03:00 - 03:59	18
04:00 - 04:59	27
05:00 - 05:59	21
06:00 - 06:59	35
07:00 - 07:59	40
08:00 - 08:59	51
09:00 - 09:59	54
10:00 - 10:59	68
11:00 - 11:59	49
12:00 - 12:59	57
13:00 - 13:59	94
14:00 - 14:59	78
15:00 - 15:59	63
16:00 - 16:59	65
17:00 - 17:59	68
18:00 - 18:59	83
19:00 - 19:59	66
20:00 - 20:59	48
21:00 - 21:59	41
22:00 - 22:59	31
23:00 - 23:59	28

Only REVIEWED incidents included

