

Aurora Fire District

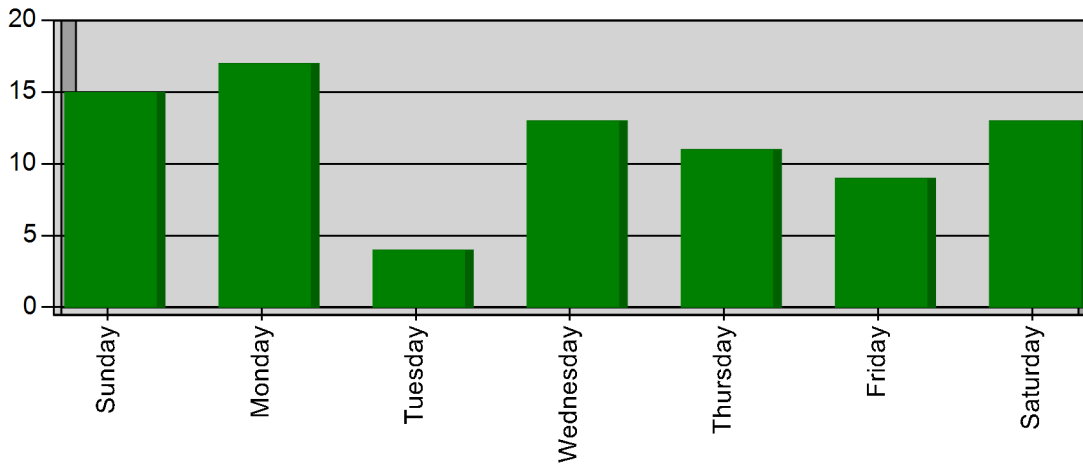
Aurora, OR

This report was generated on 11/7/2023 3:59:11 PM



Incidents by Day of the Week for Date Range

Start Date: 10/01/2023 | End Date: 10/31/2023



DAY OF THE WEEK	# INCIDENTS
Sunday	15
Monday	17
Tuesday	4
Wednesday	13
Thursday	11
Friday	9
Saturday	13
TOTAL	82


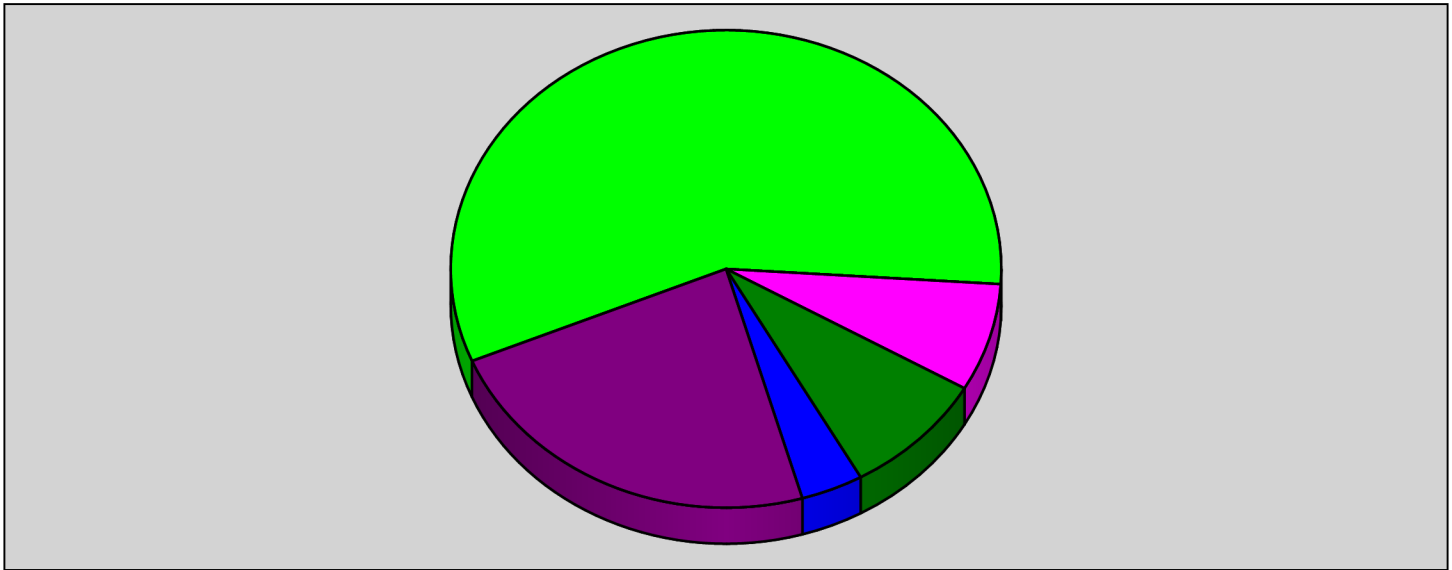
Only REVIEWED incidents included





Major Incident Types by Month for Date Range

Start Date: 10/01/2023 | End Date: 10/31/2023



INCIDENT TYPE	OCT	TOTAL
False Alarm & False Call	7	7
Fire	3	3
Good Intent Call	19	19
Rescue & Emergency Medical Service Incident	47	47
Service Call	6	6
Total	82	82

Only REVIEWED incidents included



Aurora Fire District

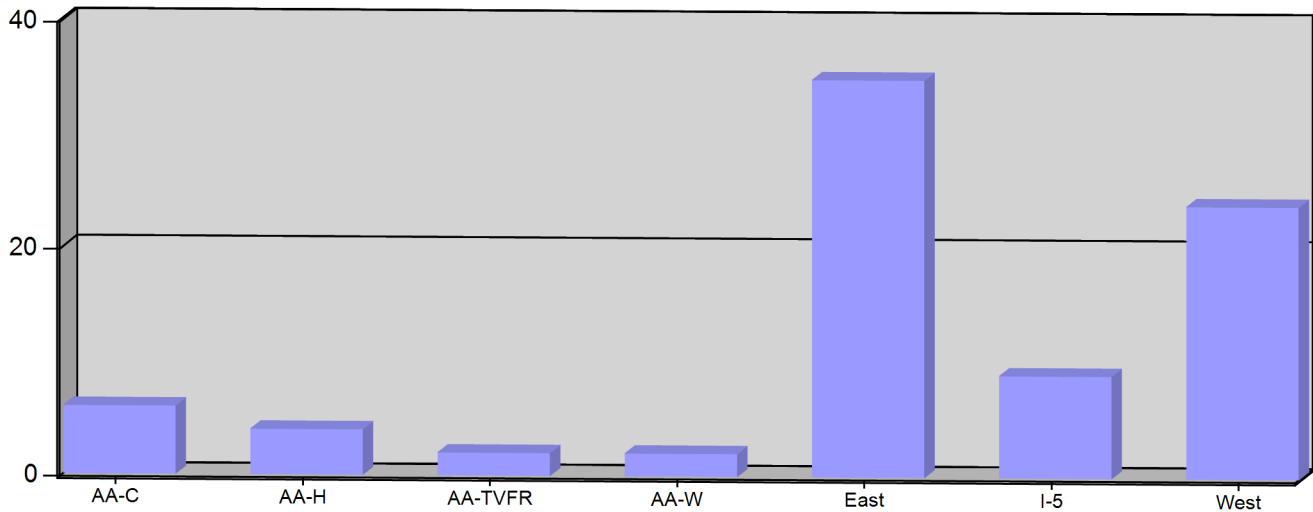
Aurora, OR

This report was generated on 11/7/2023 3:59:58 PM



Incident Count per Zone for Date Range

Start Date: 10/01/2023 | End Date: 10/31/2023



ZONE	# INCIDENTS
AA-C - Assist Agency-Canby	6
AA-H - Assist Agency-Hubbard	4
AA-TVFR - Assist Agency-TVFR	2
AA-W - Assist Agency-Woodburn	2
East - East of I-5	35
I-5 - On Interstate 5	9
West - West of I-5	24

TOTAL: 82

Zone information is defined on the Basic Info 3 screen of an incident. Only REVIEWED incidents included. Archived Zones cannot be unarchived.



emergencyreporting.com

Doc Id: 270

Page # 1 of 1

Aurora Fire District

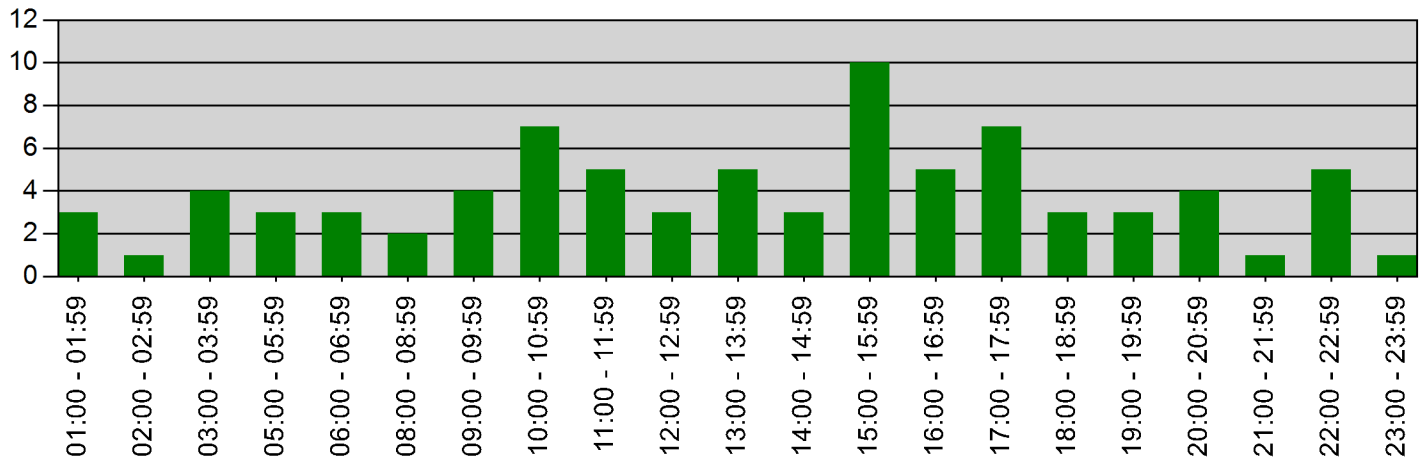
Aurora, OR

This report was generated on 11/7/2023 4:00:22 PM



Incidents by Hour for Date Range

Start Date: 10/01/2023 | End Date: 10/31/2023



HOUR	# of CALLS
01:00 - 01:59	3
02:00 - 02:59	1
03:00 - 03:59	4
05:00 - 05:59	3
06:00 - 06:59	3
08:00 - 08:59	2
09:00 - 09:59	4
10:00 - 10:59	7
11:00 - 11:59	5
12:00 - 12:59	3
13:00 - 13:59	5
14:00 - 14:59	3
15:00 - 15:59	10
16:00 - 16:59	5
17:00 - 17:59	7
18:00 - 18:59	3
19:00 - 19:59	3
20:00 - 20:59	4
21:00 - 21:59	1
22:00 - 22:59	5
23:00 - 23:59	1

Only REVIEWED incidents included

