

Aurora Fire District

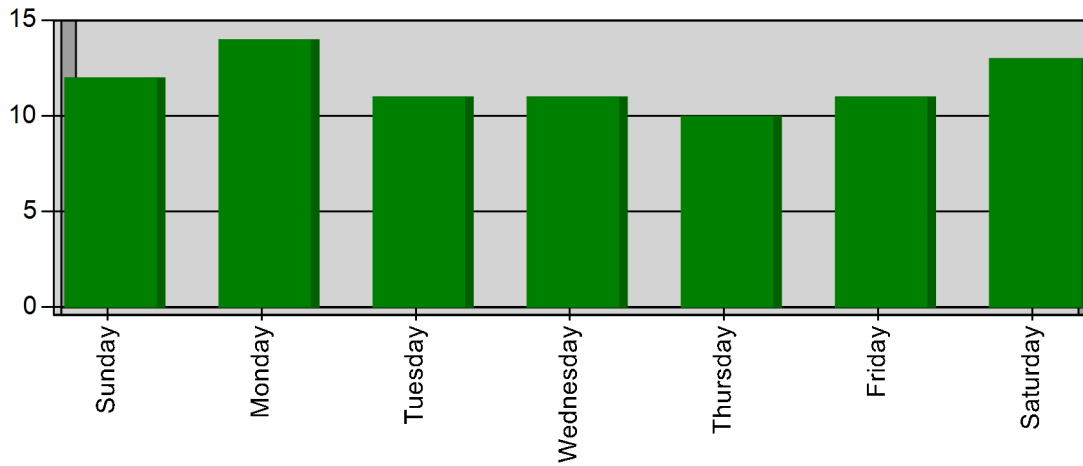
Aurora, OR

This report was generated on 9/6/2023 2:33:08 PM



Incidents by Day of the Week for Date Range

Start Date: 08/01/2023 | End Date: 08/31/2023



DAY OF THE WEEK	# INCIDENTS
Sunday	12
Monday	14
Tuesday	11
Wednesday	11
Thursday	10
Friday	11
Saturday	13
TOTAL	82

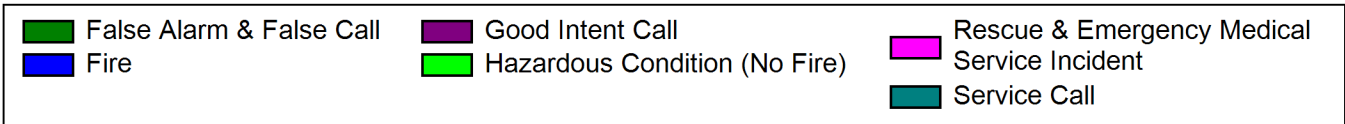
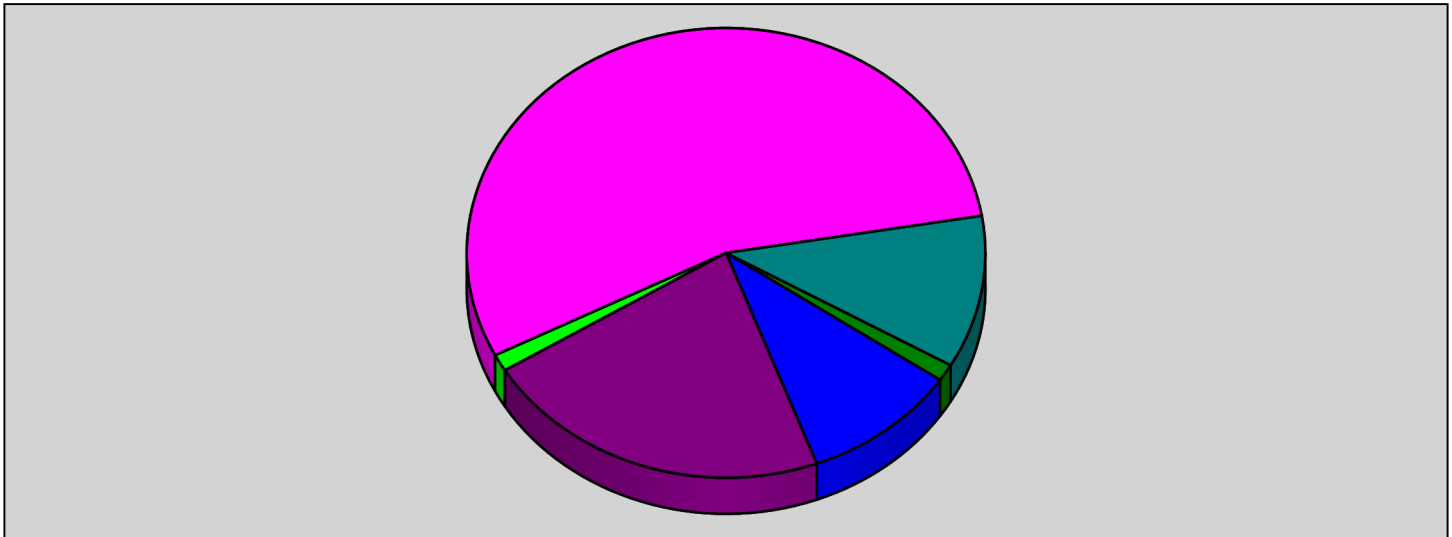
Only REVIEWED incidents included





Major Incident Types by Month for Date Range

Start Date: 08/01/2023 | End Date: 08/31/2023



INCIDENT TYPE	AUG	TOTAL
False Alarm & False Call	1	1
Fire	8	8
Good Intent Call	18	18
Hazardous Condition (No Fire)	1	1
Rescue & Emergency Medical Service Incident	45	45
Service Call	9	9
Total	82	82

Only REVIEWED incidents included

Aurora Fire District

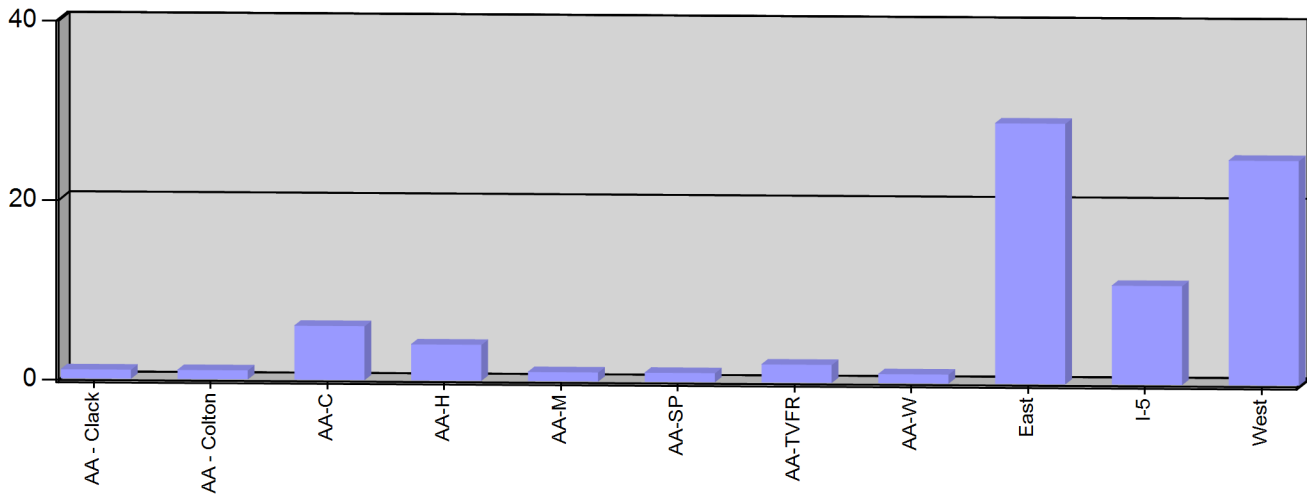
Aurora, OR

This report was generated on 9/6/2023 2:33:57 PM



Incident Count per Zone for Date Range

Start Date: 08/01/2023 | End Date: 08/31/2023



ZONE	# INCIDENTS
AA - Clack - Assist Agency-Clackamas	1
AA - Colton - Assist Agency-Colton	1
AA-C - Assist Agency-Canby	6
AA-H - Assist Agency-Hubbard	4
AA-M - Assist Agency-Molalla	1
AA-SP - Assist Agency-St. Paul	1
AA-TVFR - Assist Agency-TVFR	2
AA-W - Assist Agency-Woodburn	1
East - East of I-5	29
I-5 - On Interstate 5	11
West - West of I-5	25

TOTAL: 82

Zone information is defined on the Basic Info 3 screen of an incident. Only REVIEWED incidents included. Archived Zones cannot be unarchived.



emergencyreporting.com

Doc Id: 270

Page # 1 of 1

Aurora Fire District

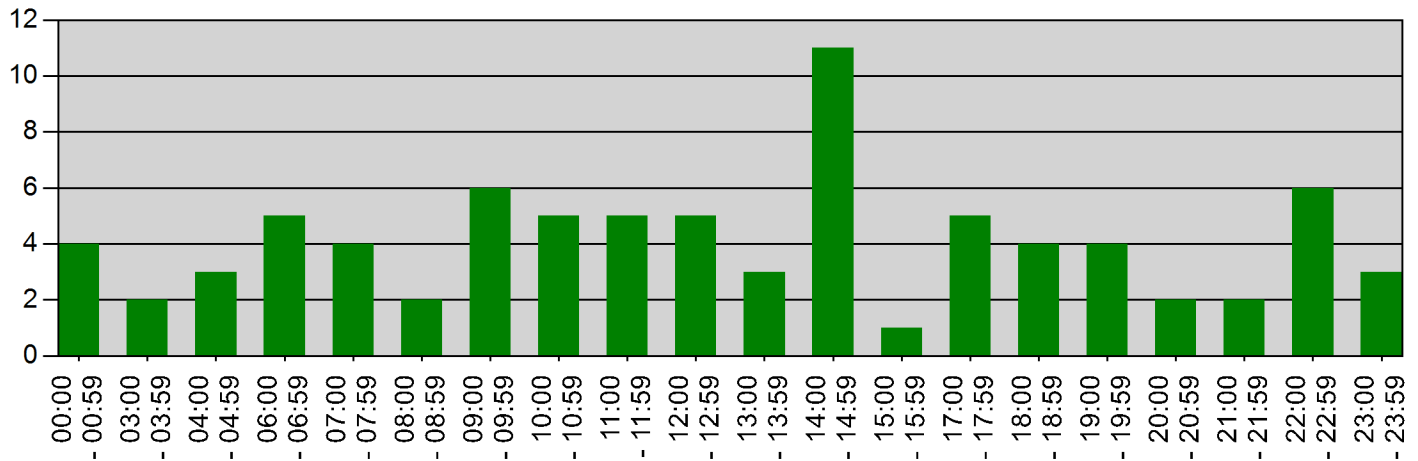
Aurora, OR

This report was generated on 9/6/2023 2:34:17 PM



Incidents by Hour for Date Range

Start Date: 08/01/2023 | End Date: 08/31/2023



HOUR	# of CALLS
00:00 - 00:59	4
03:00 - 03:59	2
04:00 - 04:59	3
06:00 - 06:59	5
07:00 - 07:59	4
08:00 - 08:59	2
09:00 - 09:59	6
10:00 - 10:59	5
11:00 - 11:59	5
12:00 - 12:59	5
13:00 - 13:59	3
14:00 - 14:59	11
15:00 - 15:59	1
17:00 - 17:59	5
18:00 - 18:59	4
19:00 - 19:59	4
20:00 - 20:59	2
21:00 - 21:59	2
22:00 - 22:59	6
23:00 - 23:59	3

Only REVIEWED incidents included

