

Aurora Fire District

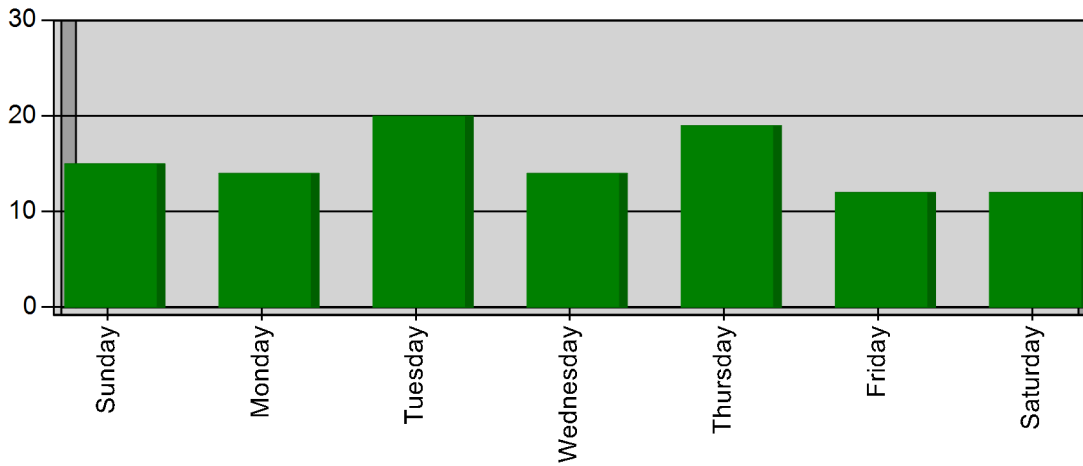
Aurora, OR

This report was generated on 11/8/2024 7:02:53 AM



Incidents by Day of the Week for Date Range

Start Date: 10/01/2024 | End Date: 10/31/2024



DAY OF THE WEEK	# INCIDENTS
Sunday	15
Monday	14
Tuesday	20
Wednesday	14
Thursday	19
Friday	12
Saturday	12
TOTAL	106

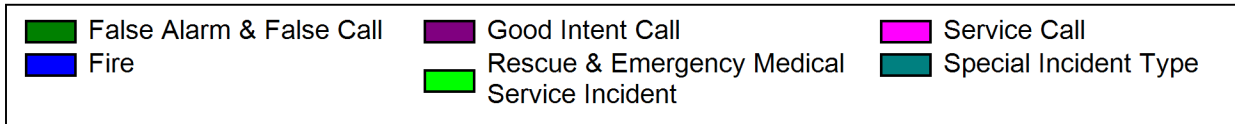
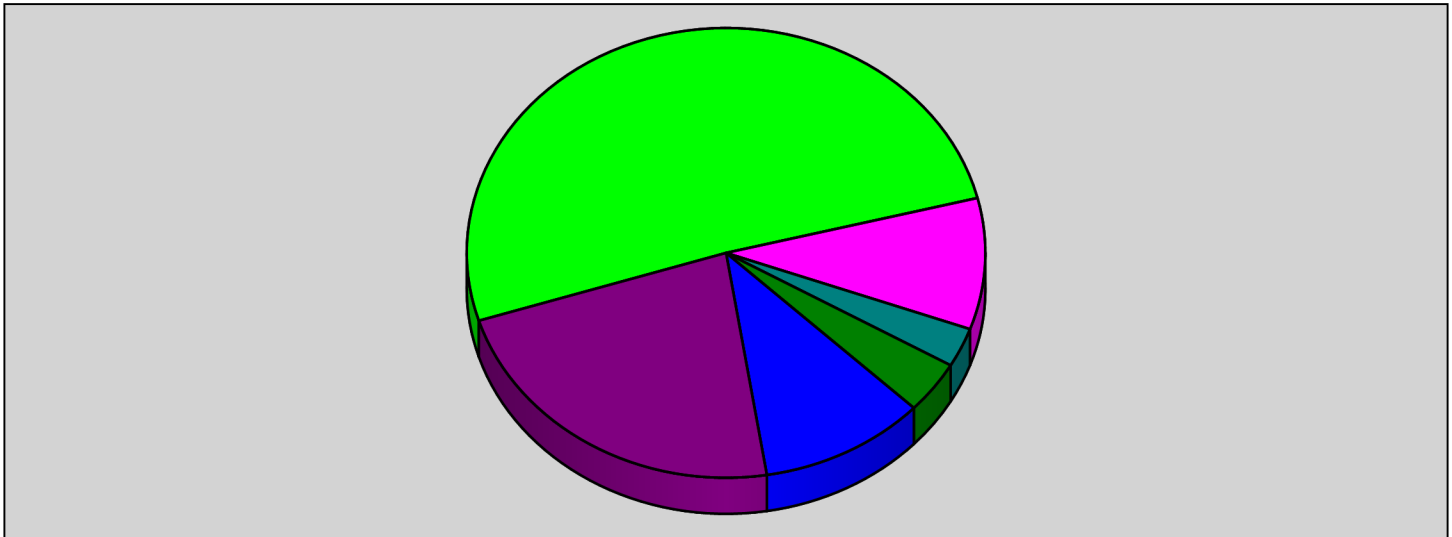
Only REVIEWED incidents included





Major Incident Types by Month for Date Range

Start Date: 10/01/2024 | End Date: 10/31/2024



INCIDENT TYPE	OCT	TOTAL
False Alarm & False Call	4	4
Fire	11	11
Good Intent Call	24	24
Rescue & Emergency Medical Service Incident	54	54
Service Call	10	10
Special Incident Type	3	3
Total	106	106

Only REVIEWED incidents included

Aurora Fire District

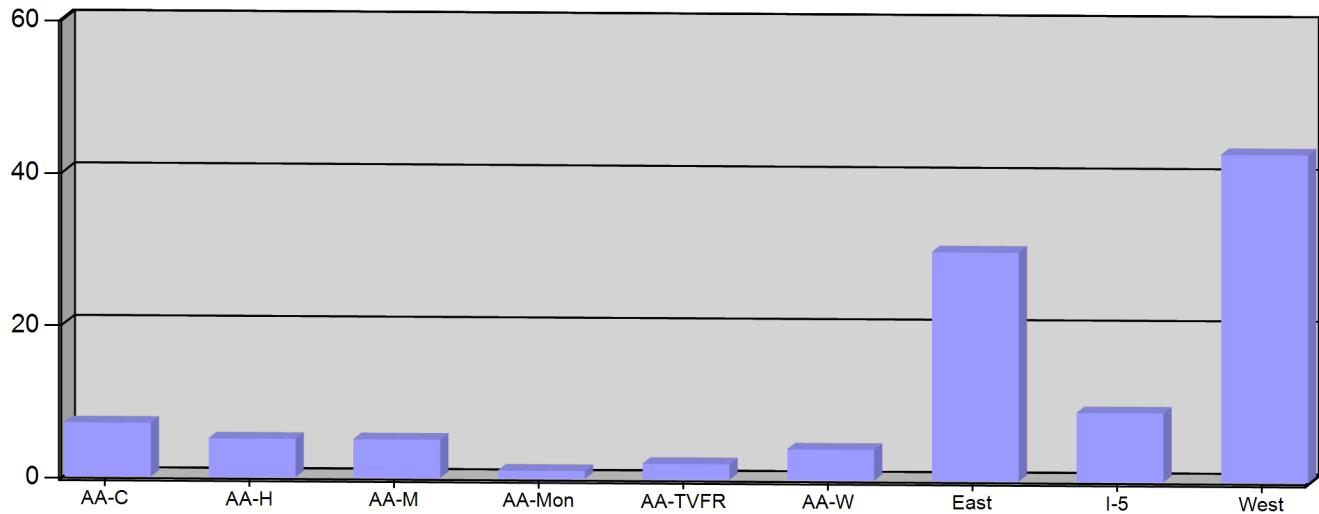
Aurora, OR

This report was generated on 11/8/2024 7:05:59 AM



Incident Count per Zone for Date Range

Start Date: 10/01/2024 | End Date: 10/31/2024



ZONE	# INCIDENTS
AA-C - Assist Agency-Canby	7
AA-H - Assist Agency-Hubbard	5
AA-M - Assist Agency-Molalla	5
AA-Mon - Assist Agency-Monitor	1
AA-TVFR - Assist Agency-TVFR	2
AA-W - Assist Agency-Woodburn	4
East - East of I-5	30
I-5 - On Interstate 5	9
West - West of I-5	43

TOTAL: 106

Zone information is defined on the Basic Info 3 screen of an incident. Only REVIEWED incidents included. Archived Zones cannot be unarchived.



emergencyreporting.com

Doc Id: 270

Page # 1 of 1

Aurora Fire District

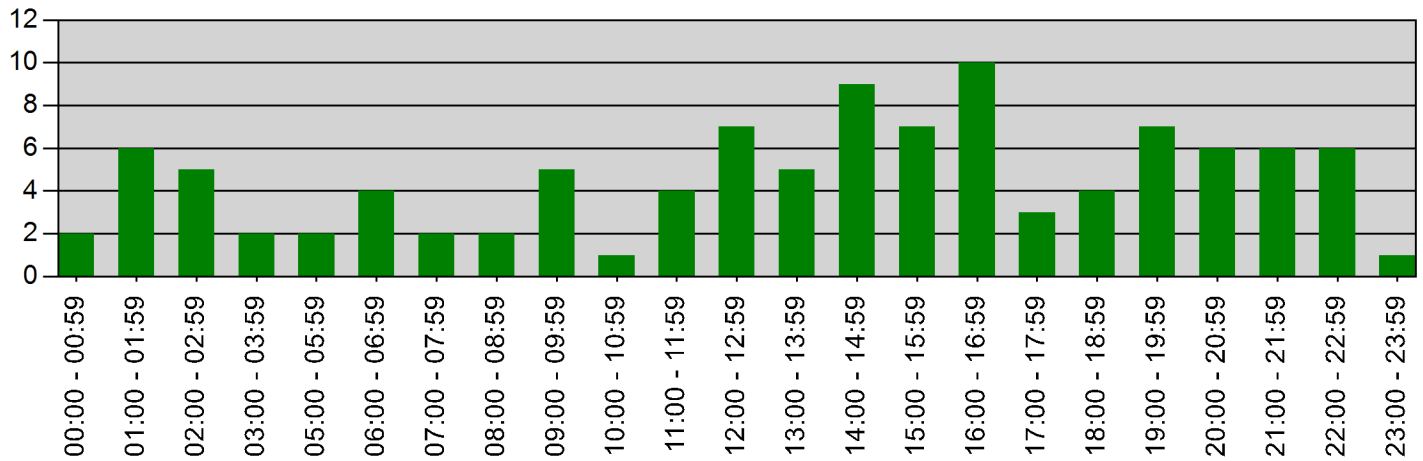
Aurora, OR

This report was generated on 11/8/2024 7:06:26 AM



Incidents by Hour for Date Range

Start Date: 10/01/2024 | End Date: 10/31/2024



HOUR	# of CALLS
00:00 - 00:59	2
01:00 - 01:59	6
02:00 - 02:59	5
03:00 - 03:59	2
05:00 - 05:59	2
06:00 - 06:59	4
07:00 - 07:59	2
08:00 - 08:59	2
09:00 - 09:59	5
10:00 - 10:59	1
11:00 - 11:59	4
12:00 - 12:59	7
13:00 - 13:59	5
14:00 - 14:59	9
15:00 - 15:59	7
16:00 - 16:59	10
17:00 - 17:59	3
18:00 - 18:59	4
19:00 - 19:59	7
20:00 - 20:59	6
21:00 - 21:59	6
22:00 - 22:59	6
23:00 - 23:59	1

Only REVIEWED incidents included

