

Aurora Fire District

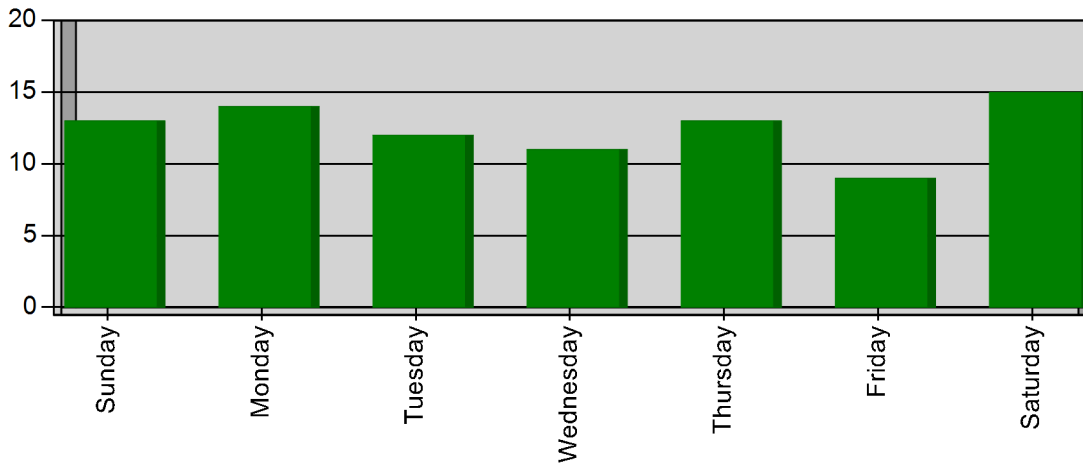
Aurora, OR

This report was generated on 2/7/2024 3:01:40 PM



Incidents by Day of the Week for Date Range

Start Date: 01/01/2024 | End Date: 01/31/2024



DAY OF THE WEEK	# INCIDENTS
Sunday	13
Monday	14
Tuesday	12
Wednesday	11
Thursday	13
Friday	9
Saturday	15
TOTAL	87

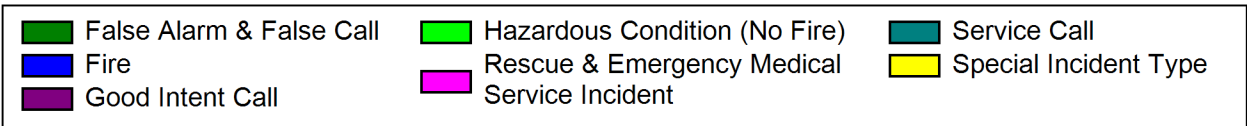
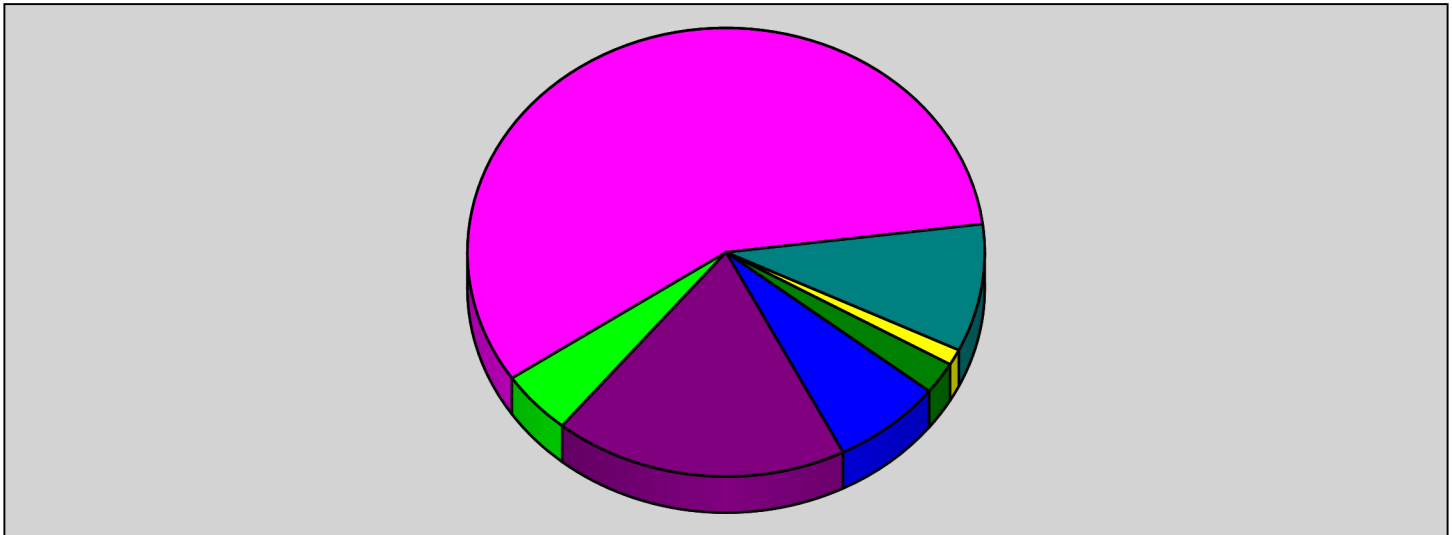
Only REVIEWED incidents included





Major Incident Types by Month for Date Range

Start Date: 01/01/2024 | End Date: 01/31/2024



INCIDENT TYPE	JAN	TOTAL
False Alarm & False Call	2	2
Fire	6	6
Good Intent Call	16	16
Hazardous Condition (No Fire)	4	4
Rescue & Emergency Medical Service Incident	50	50
Service Call	8	8
Special Incident Type	1	1
Total	87	87

Only REVIEWED incidents included

Aurora Fire District

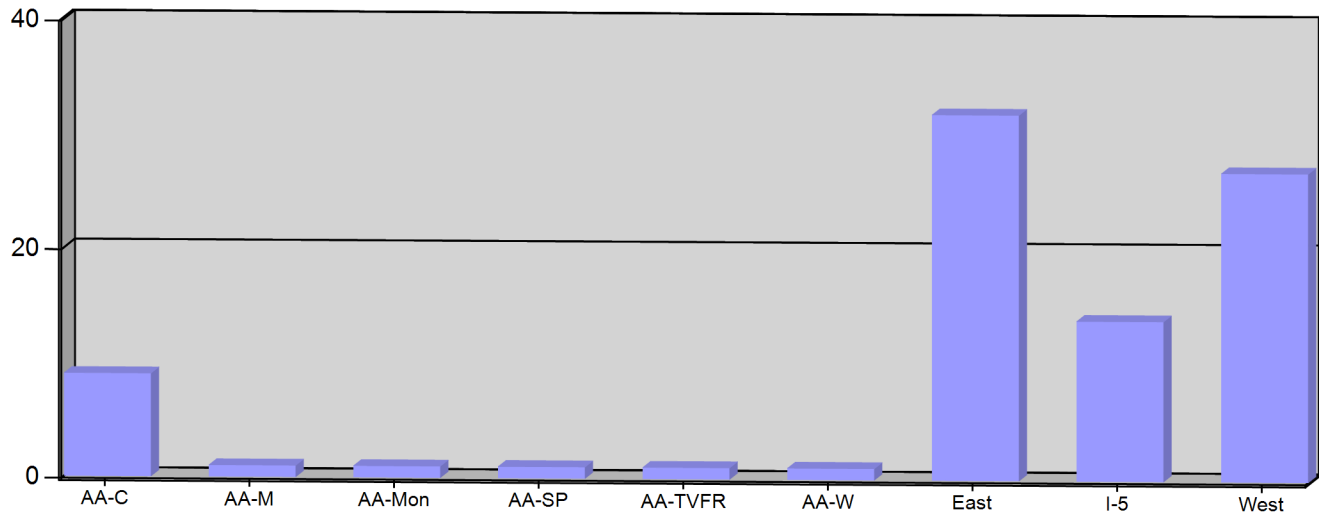
Aurora, OR

This report was generated on 2/7/2024 3:03:12 PM



Incident Count per Zone for Date Range

Start Date: 01/01/2024 | End Date: 01/31/2024



ZONE	# INCIDENTS
AA-C - Assist Agency-Canby	9
AA-M - Assist Agency-Molalla	1
AA-Mon - Assist Agency-Monitor	1
AA-SP - Assist Agency-St. Paul	1
AA-TVFR - Assist Agency-TVFR	1
AA-W - Assist Agency-Woodburn	1
East - East of I-5	32
I-5 - On Interstate 5	14
West - West of I-5	27

TOTAL: 87

Zone information is defined on the Basic Info 3 screen of an incident. Only REVIEWED incidents included. Archived Zones cannot be unarchived.



Aurora Fire District

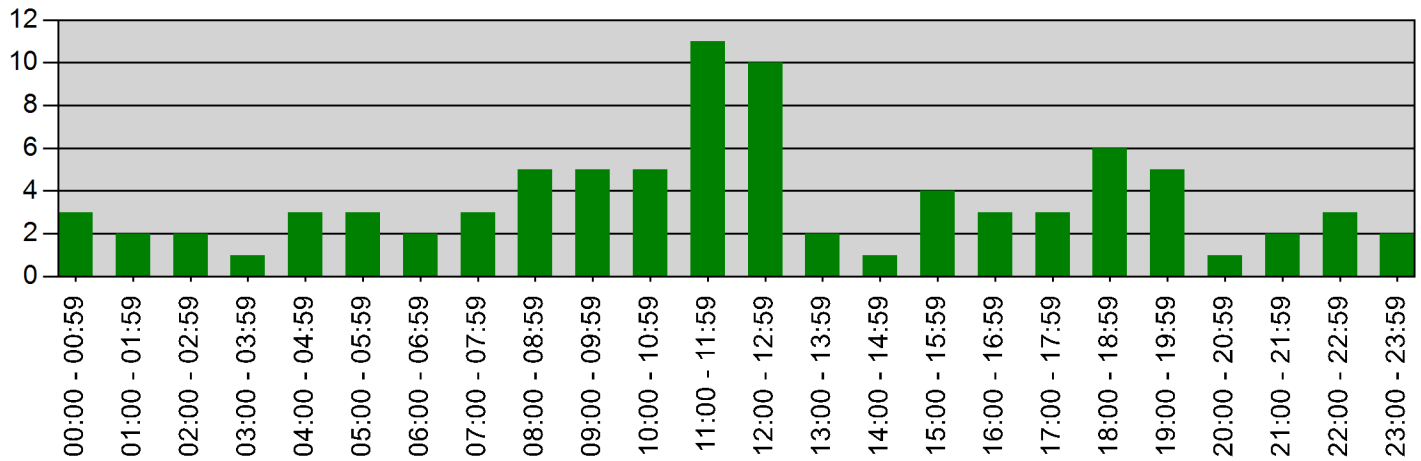
Aurora, OR

This report was generated on 2/7/2024 3:04:49 PM



Incidents by Hour for Date Range

Start Date: 01/01/2024 | End Date: 01/31/2024



HOUR	# of CALLS
00:00 - 00:59	3
01:00 - 01:59	2
02:00 - 02:59	2
03:00 - 03:59	1
04:00 - 04:59	3
05:00 - 05:59	3
06:00 - 06:59	2
07:00 - 07:59	3
08:00 - 08:59	5
09:00 - 09:59	5
10:00 - 10:59	5
11:00 - 11:59	11
12:00 - 12:59	10
13:00 - 13:59	2
14:00 - 14:59	1
15:00 - 15:59	4
16:00 - 16:59	3
17:00 - 17:59	3
18:00 - 18:59	6
19:00 - 19:59	5
20:00 - 20:59	1
21:00 - 21:59	2
22:00 - 22:59	3
23:00 - 23:59	2

Only REVIEWED incidents included

